

Doors Hinges

Ball Bearing Hinge

- Ball bearing door hinges offer smooth operation, durability, and long life with the ability to carry heavier loads than washered hinges
- Suitable for industrial, commercial and domestic doors up to 120kg
- Fire Tested: suitable for 30 & 60 minute timber doors
- BS EN 1935 - (4": Grade 13)



BESTSELLER

Ball Bearing Hinge - 3"

#		↔
HHD397	○ Satin Stainless Steel	76 x 51 x 2.0mm
HHD398	○ Polished Stainless Steel	76 x 51 x 2.0mm
HHD612	● PVD Brass	76 x 51 x 2.0mm
HHD638	● Black	76 x 51 x 2.0mm

Ball Bearing Hinge - 4"

#		↔
HHD400	○ Satin Stainless Steel	102 x 76 x 3.0mm
HHD401	○ Polished Stainless Steel	102 x 76 x 3.0mm
HHD363	● PVD Brass	102 x 76 x 3.0mm
HHD660	● Black	102 x 76 x 3.0mm
HHD406	○ Satin Stainless Steel	102 x 102 x 3.0mm
HHD407	○ Polished Stainless Steel	102 x 102 x 3.0mm

Concealed Ball Bearing Hinge

- Concealed ball bearing, ultra-low maintenance self-lubricating door hinges
- Suitable for domestic and commercial doors up to 160kg
- Fire Tested: suitable for 30 & 60 minute timber doors
- BS EN 1935 Grade 14



Concealed Bearing Hinge

#		↔
HHD747	○ Satin Stainless Steel	102 x 76 x 3.0mm
HHD748	○ Polished Stainless Steel	102 x 76 x 3.0mm
HHD749	● PVD Brass	102 x 76 x 3.0mm
HHD750	● PVD Bronze	102 x 76 x 3.0mm
Radius		
HHD751	○ Satin Stainless Steel	102 x 76 x 3.0mm
HHD752	○ Polished Stainless Steel	102 x 76 x 3.0mm

Ball Bearing Hinge

Eclipse

- Ball bearing hinges suitable for standard internal doors
- BS EN 1634-1:2000 Fire Tested: suitable for 30 - 60 minute timber doors
- BS EN 1935 - 3": Grade 7 / 4": Grade 13



Eclipse Ball Bearing Hinge - 3"

#		↔	Door Weight
HHD678	○ Satin Stainless Steel	76 x 51 x 2.0mm	40kg
HHD691	○ Polished Stainless Steel	76 x 51 x 2.0mm	40kg
HHD680	● PVD Brass	76 x 51 x 2.0mm	40kg
HHD694	● Black	76 x 51 x 2.0mm	40kg

Eclipse Ball Bearing Hinge - 4"

#		↔	Door Weight
HHD679	○ Satin Stainless Steel	102 x 76 x 3.0mm	120kg
HHD692	○ Polished Stainless Steel	102 x 76 x 3.0mm	120kg
HHD681	● PVD Brass	102 x 76 x 3.0mm	120kg
HHD695	● Black	102 x 76 x 3.0mm	120kg

Nico 3D Adjustable Hinge

- The ideal solution for high performance applications
- Features low-friction bearings for smooth door opening, offering guaranteed reliable, and maintenance-free operation.
- The Nico 3D Hinge is fully adjustable in three directions for precise positioning and fixing by 4mm hex key
- For ease and speed of installation, the patented design allows the hinge to remain fixed to the door during the adjustment process.
- Suitable for doors with a maximum adjustment weight of up to 80kg
- BS EN 1935 Grade 11



Key Technical Details:

Horizontal Adjustment:	±2mm	Depth Adjustment:	±2mm
Vertical Adjustment:	±2.5mm		

Nico 3D Hinge

#		↔
HHD663	○ Polished Chrome	92 x 92 x 14 / 2.7mm
HHD664	● Yellow Zinc	92 x 92 x 14 / 2.7mm

Invoke 3D Adjustable Concealed Hinge

180°

- Concealed 180° hinge system for unrebated interior doors, which offers outstanding loading capacity, easy installation and is completely hidden when the door is closed
- Easily adjustable in 3-dimensions to enable perfect door alignment
- Installation is convenient and simple even when installing large and heavy doors
- Removable cover plates conceal adjustment screws

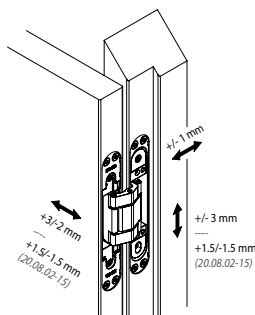
Key Technical Details:

Opening Angle:	180°	Horizontal Adjustment:	+3 / -2mm
Vertical Adjustment:	±3mm	Depth Adjustment:	±1mm


Invoke 3D Adjustable Concealed Hinge - 180°

#	↔	Door Weight	Door Thickness
2 hinges / 3 hinges			
20.08.02-15	○ Silver	72 x 14mm	10.5 / 14kg min. 18mm
20.08.03-15	○ Silver	95 x 23mm	45 / 60kg min. 32mm
20.08.04-15	○ Silver	160 x 30mm	80 / 100kg min. 40mm
20.08.05-15	○ Silver	200 x 32mm	120 / 140kg min. 40mm

● ○ ● Different finishes are also available from a range of suppliers on request.



Parliament Hinge



Parliament Hinge

#	↔	
HHD365	● PB	102 x 51 x 102mm
HHD388	○ PCP	102 x 51 x 102mm
HHD393	○ SCP	102 x 51 x 102mm
HHD366	● PB	102 x 76 x 125mm
HHD389	○ PCP	102 x 76 x 125mm
HHD394	○ SCP	102 x 76 x 125mm
HHD367	● PB	102 x 102 x 152mm
HHD390	○ PCP	102 x 102 x 152mm
HHD395	○ SCP	102 x 102 x 152mm

Parliament Hinge

Ball Bearing



Ball Bearing Parliament Hinge

#	↔	
HHD741	○ SSS	102 x 50 x 102mm
HHD742	○ SSS	102 x 75 x 127mm
HHD743	○ SSS	102 x 100 x 152mm
HHD744	○ BSS	102 x 50 x 102mm
HHD745	○ BSS	102 x 75 x 127mm
HHD746	○ BSS	102 x 100 x 152mm

Parliament Hinge

Ball Bearing - Grade 13




Grade 13 Parliament Hinge

#	↔	
20.07.10-07	○ SSS	102 x 50 x 102mm
20.07.11-07	○ SSS	102 x 75 x 127mm
20.07.12-07	○ SSS	102 x 100 x 152mm
20.07.12-08	○ BSS	102 x 50 x 102mm

D.P.B.W Hinge

- Solid brass hinges with non-rusting phosphor bronze washers for longevity



D.P.B.W Hinge - 3"

#	↔	
HHD358	● PB	76 x 51 x 3.0mm
HHD386	○ PC	76 x 51 x 3.0mm
HHD391	○ SCP	76 x 51 x 3.0mm
HHD635	● FB	76 x 51 x 2.5mm

D.P.B.W Hinge - 4"

#	↔	
HHD361	● PB	102 x 67 x 3.0mm
HHD387	○ PC	102 x 67 x 3.0mm
HHD392	○ SCP	102 x 67 x 3.0mm
HHD636	● FB	102 x 67 x 4.0mm

D.P.B.W Hinge - 5"

#	↔	
HHD631	● PB	127 x 76 x 3.0mm

D.P.B.W Projection Hinge



D.P.B.W Projection Hinge

#	↔	
HHD368	● PB	102 x 102 x 3.0mm
HHD369	● PB	102 x 152 x 4.0mm

Stainless Steel Hinge



Stainless Steel Hinge

#		↔
HHD404	● SSS	76 x 76 x 2mm
HHD405	○ PSS	76 x 76 x 2mm

Washed Hinge



Washed Hinge

#		↔
HHD396	● SSS	76 x 51 x 1.5mm
HHD637	○ PSS	76 x 51 x 1.5mm
HHD399	● SSS	102 x 76 x 2.5mm
HHD611	○ PSS	102 x 76 x 2.5mm

D.S.S.W Hinge



Stainless Steel Washed Hinge

#		↔
HHD362	● PB	102 x 76 x 3.5mm

Double Action Spring Hinge

- Double Action Hinge to suit double action swing doors where no closing speed control is required
- Enclosed body to reduce the risk of vandalism



Double Action Hinge

#		↔
HHD229	● Silver	75mm
HHD230	● Silver	100mm
HHD231	● Silver	125mm
HHD232	● Silver	150mm
HHD233	● Silver	175mm
HHD234	● Silver	200mm

Weight	Door Thickness	Door Width
10kg	20-25mm	650mm
15kg	21-30mm	700mm
25kg	25-35mm	780mm
35kg	25-40mm	850mm
45kg	33-50mm	920mm
55kg	35-55mm	1000mm

Standard Butt Hinge

1838



1838 Butt Hinge

#			
HAN157	● EB	75mm	
HAN158	○ ZP	75mm	
HAN159	● SHER	75mm	
CGG329	● BLK	75mm	
HAN161	● EB	100mm	
HAN162	○ ZP	100mm	
HAN163	● SHER	100mm	
CGG330	● BLK	100mm	

Loose Pin Butt Hinge

1840



Loose Pin Hinge

#			
HAN168	● EB	75mm	
HAN169	○ ZP	75mm	
HAN171	● EB	100mm	
HAN172	○ ZP	100mm	

Cast Iron Butt Hinge




Cast Iron Hinge

#			
HCL181	● S.C	76mm	
HCL182	● S.C	102mm	

Heavy-Duty Butt Hinge

451




451 Butt Hinge

#			
HAN136	● EB	76mm	
HAN137	○ ZP	76mm	
HAN139	● EB	102mm	
HAN140	○ ZP	102mm	

Heavy-Duty Butt Hinge

451CE



451CE Butt Hinge

#			
HAN672	● EB	76mm	
HAN673	○ ZP	76mm	
HAN674	● EB	102mm	
HAN675	○ ZP	102mm	

HD Stormproof Hinge

■ A heavy-duty very robust stormproof hinge



HD Stormproof Hinge

#			
HCL219	○ ZP	100mm	
HCL220	● SHER	100mm	

Rising Butt Hinge



Rising Butt Hinge

#				
HCL205	● EB	76mm	RH	
HCL206	● EB	76mm	LH	
HCL207	○ ZP	76mm	RH	
HCL208	○ ZP	76mm	LH	
HCL211	● EB	102mm	RH	
HCL212	● EB	102mm	LH	
HCL213	○ ZP	102mm	RH	
HCL214	○ ZP	102mm	LH	

Can't find what you're looking for?

We can also supply a wider range of hinges in many more different styles and finishes, and not forgetting our range of tee hinges and traditional gate hardware. If you cannot find the product you are looking for in our catalogue, then please **get in touch**.

Simply discuss your requirements with our team of expert advisers and we'll do everything possible to source the exact product you require.

☎ 08001 613613

