


Invoke Universal Pocket Door System

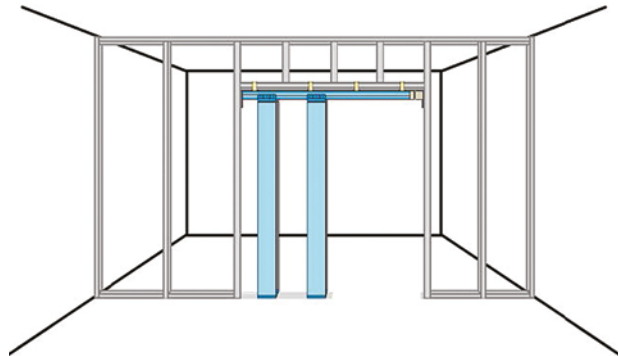
To suit standard UK door sizes and is adjustable in door height, width and wall thickness.



Key Features

The Invoke Pocket Door Gear System is made up of high quality components manufactured to the strictest standards to ensure smooth and silent opening for a long time. After all, Pocket Door Systems should be maintenance free; simply fit & forget.

- **High Quality, Stable Materials :**
Anodized aluminium alloy 6060 certified UALANOD
- **Soft-Closing Included**
Provides safe usage of the sliding door, avoids slamming and finger pinching
- **Rigidity Guaranteed :**
 - Large reinforced tubular aluminium beam sections
 - Track integrated into the beam section
 - Tubular aluminium Vertical stud profiles
 - Multiple fixings all around the pocket
- **Quick and Easy to Install :**
Components simply 'click' together and can be easily modified to accommodate a wide range of fitting applications and sizes.
- **Assemble in-situ :**
Install directly to the studwork in a vertical position - an enormous advantage when installing Pocket Doors in confined spaces
- **Takes just one person 30 minutes to install :**
Following just three simple steps



We also supply a range of accessories to suit
Please get in touch today to discuss your requirements with a sales adviser.



Traditional Finish



Flush Finish



Minimal Finish



Pocket Door: Traditional & Flush Finish

Requires 1 x Base Kit per door to suit the required door height and wall thickness & 1 x corresponding Finishing Kit per door as per door height

Double Doors require 2 x Base & 2 x Finishing Kits.

Pocket Door: Minimal Finish

For Doors up to 2100mm
Requires 1 x Base Kit & 1 x Finishing Kit per door

For Doors up to 2700mm
Requires 1 x Complete Kit per door

Pocket Door Kit

Base Kit

1

- Universal modular pocket door gear system
- Quick and easy to install. Components simply 'click' together and can be easily modified to accommodate a wide range of fitting applications and sizes
- High quality anodized aluminium reinforced tubular vertical stud profiles guarantees rigidity
- Can be assembled in-situ in less than 30 minutes install directly to the studwork in a vertical position

#	Wall Thickness	Door Height
Single (2 kits required for double doors)		
80.30.01	100 or 125mm	1981 - 2040mm
80.30.10	100mm	2101 - 2400mm
80.30.11	125mm	2101 - 2400mm
80.30.24	125mm	2401 - 2700mm

Pocket Door Kit

Finishing Kit

2

- Ready to install MDF Jamb Profile Kit including rubber gaskets and soft brushes to complete the door frame

#	Wall Thickness	Door Width	Door Height
Single			
80.30.02	100mm	1030mm	2100mm
80.30.03	125mm	1030mm	2100mm
80.30.12	100mm	1030mm	2400mm
80.30.13	125mm	1030mm	2400mm
80.30.25	125mm	1180mm	2700mm
Double			
80.30.04	100mm	2065mm	2100mm
80.30.05	125mm	2065mm	2100mm
80.30.14	100mm	2065mm	2400mm
80.30.15	125mm	2065mm	2400mm


Pocket Door Kit

Minimal Finish

#	Kit	Wall Thickness	Door Width	Door Height
Doors up to 2100mm (both parts required)				
80.30.01	Base	100mm		2040mm
80.30.20	Finishing	100mm	1030mm	2100mm
Doors up to 2700mm (supplied as a complete kit)				
80.30.21		100mm		2400mm
80.30.23		125mm		2700mm

We can also supply a range of hardware & accessories

Please get in touch today to discuss your requirements with a sales adviser.



Simultaneous Opening Door Hardware Set

- Includes all of the required components in order to simultaneously open double doors.

#
80.30.26

Push-to-Open Buffer

- Spring loaded buffer releases the pocket door from its cavity with one push and prevents the pocket door from slamming into the frame when opening.



#
80.30.28

Black Board Fixing Screws

3.5 x 19mm



#	Kit	Wall Thickness	Door Width	Door Height
80.30.22	3.5 x 19mm			Pack of 100